



RENAULT

# KANGOO ZE33



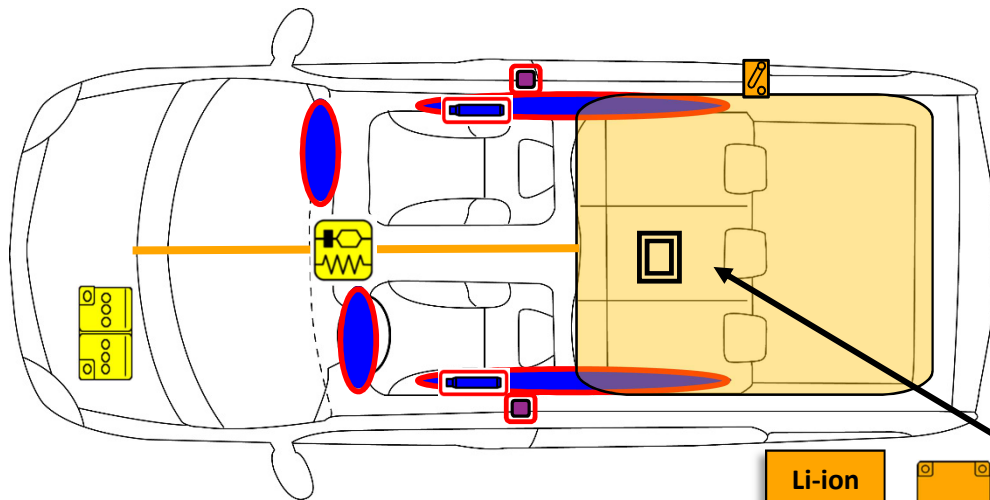
In consultation with



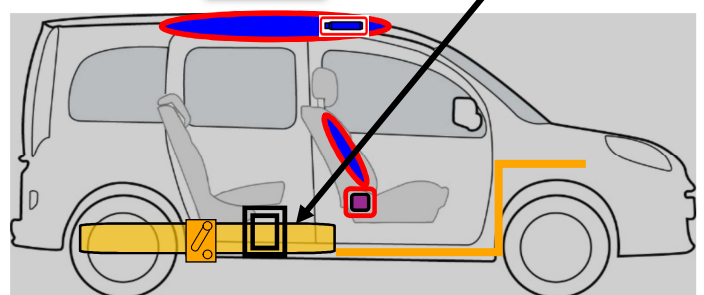
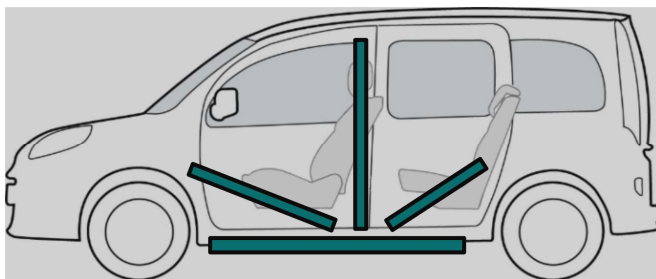
RENAULT

All type (2017 - )

MINISTÈRE DE L'INTÉRIEUR



Li-ion  
400 V



	Airbag		Stored gas inflator		Seat belt pretensioner		SRS control unit		Pedestrian protection active system
	Automatic rollover protection system		Gas strut / Preloaded spring		High strength zone		Zone requiring special attention		
	Battery low voltage		Ultra-capacitor, low-voltage		Fuel tank		Gas tank		Safety valve
	Battery pack, high-voltage		High voltage power cable		High voltage component		Fuse box disabling high voltage		High voltage ultra-capacitor

Brand	Modele	Phase	Year of launch	Internal reference	Creation date	Update date	Version	Page
RENAULT	KANGOO ZE33	1	2017	RSE-FAD-X61 PW-2017-4	14/09/2017	21/08/2020	4	1 / 4

# 1. Identification / recognition

Condemned fuel flap



No exhaust pipe




Model

Kangoo



Orange cables in the motor compartment



Charging flap under the «lozenge»

# 2. Immobilisation / stabilisation / lifting

Engine shutdown




Automatic transmission



Apply hand brake



Forbidden wedge area



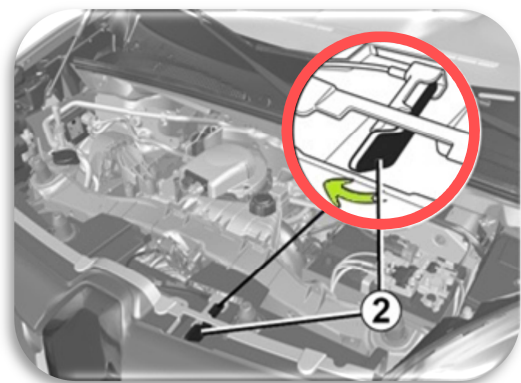
Orange 400V cables area

# 3. Disable direct hazards / safety regulations

## ENGINE BONNET CATCH ACCESS



Release lever



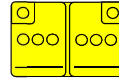
Engine bonnet safety release lever

Brand	Modele	Phase	Year of launch	Internal reference	Creation date	Update date	Version	Page
RENAULT	KANGOO ZE33	1	2017	RSE-FAD-X61 PW-2017-4	14/09/2017	21/08/2020	4	2 / 4

### 3. Disable direct hazards / safety regulations (next)

#### 12 Volts Battery

Engine compartment



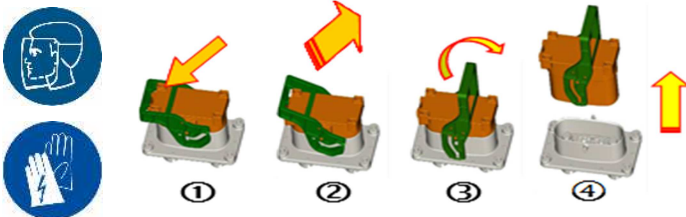
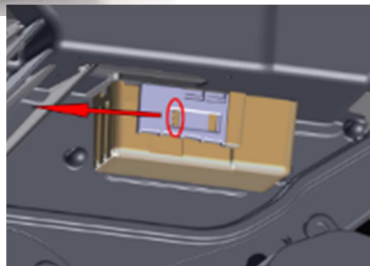
- 1- Switch off the ignition
- 2- Disconnect the negative terminal (-)

#### 400 Volts battery




**Only if cutting operation is necessary :**

Disconnection of the 400 Volts battery by removing the service plug.



- ① & ② Press the orange release tab while lifting the green lever
- ③ & ④ Pull the lever to remove the service plug

### 5. Stored energy / liquids / gases / solids

	Lithium-ion	33 kW.h	400 V
---	-------------	---------	-------

Brand	Modele	Phase	Year of launch	Internal reference	Creation date	Update date	Version	Page
RENAULT	KANGOO ZE33	1	2017	RSE-FAD-X61 PW-2017-4	14/09/2017	21/08/2020	4	<b>3 / 4</b>

## 6. In case of fire

### Extinguishing a traction battery fire propagation

**Li-ion**

**Fireman access under the back seat**

If traction battery on fire → Water extinguishing by filling

### Tailgate gas struts



Risk of missile effect of tailgate gas struts

## 7. In case of submersion



The occupants can be helped, including if the vehicle is still in the water.



By precaution, during an intervention on a totally or partially immersed electrical vehicle, and in a general way in wet environment, don't touch directly 400V orange cables, 400V components, traction battery.

The 400V disconnection of the electrical vehicle is possible only after having removed the vehicle of the water.

## 10. Explanation of pictograms used

Electric Vehicle					
Electrical protection gloves 	Electrical protection gloves 	Breathing apparatus (BA) 	Use thermal Infrared camera 	Use water to extinguish the fire 	Special battery access 
Don't brake, nor open 		Flammable 		Dangerous voltage 	

Brand	Modele	Phase	Year of launch	Internal reference	Creation date	Update date	Version	Page
RENAULT	KANGOO ZE33	1	2017	RSE-FAD-X61 PW-2017-4	14/09/2017	21/08/2020	4	<b>4 / 4</b>