



RENAULT

RENAULT TWIZY


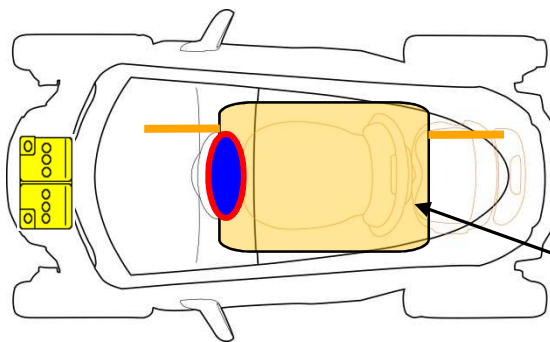
(2011 -)



In consultation with



MINISTÈRE DE L'INTÉRIEUR



	Airbag		Stored gas inflator		Seat belt pretensioner		SRS control unit		Pedestrian protection active system
	Automatic rollover protection system		Gas strut / Preloaded spring		High strength zone		Zone requiring special attention		
	Battery low voltage		Ultra-capacitor, low-voltage		Fuel tank		Gas tank		Safety valve
	Battery pack, high-voltage		High voltage power cable		High voltage component		Fuse box disabling high voltage		High voltage ultra-capacitor

Brand	Modele	Phase	Year of launch	Internal reference	Creation date	Update date	Version	Page
RENAULT	TWIZY	1	2011	RSE-FAD-Z23-2011 -3	05/07/2011	21/08/2020	3	1 / 4

1. Identification / recognition



Model



No fuel flap



Charging flap



No exhaust pipe

2. Immobilisation / stabilisation / lifting


Apply hand brake



Engine shutdown



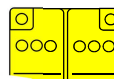
Forbidden wedge area



Orange 58V cables area

3. Disable direct hazards / safety regulations

12 Volts Battery



1- Switch off the ignition

2- Disconnect the negative terminal (-)

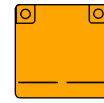
Brand	Modele	Phase	Year of launch	Internal reference	Creation date	Update date	Version	Page
RENAULT	TWIZY	1	2011	RSE-FAD-Z23-2011 -3	05/07/2011	21/08/2020	3	2 / 4

3. Disable direct hazards / safety regulations (next)

52,5 Volts battery



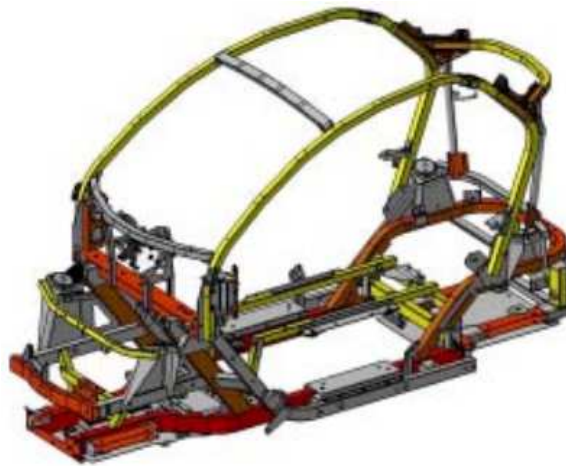
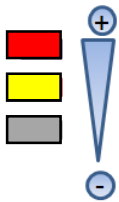
Don't brake, nor open




Li-ion
52,5 V

4. Access to the occupants

HARDENED STEEL HIGH ELASTIC LIMIT (HEL)



5. Stored energy / liquids / gases / solids

	Lithium-ion	5,5 kW.h	52,5 V
---	-------------	----------	--------

Brand	Modele	Phase	Year of launch	Internal reference	Creation date	Update date	Version	Page
RENAULT	TWIZY	1	2011	RSE-FAD-Z23-2011 -3	05/07/2011	21/08/2020	3	3 / 4

6. In case of fire

Extinguishing a traction battery fire propagation

Li-ion

→ If traction battery on fire :

Water extinguishing by internal filling, through any area where flames emerge










7. In case of submersion



The occupants can be helped, including if the vehicle is still in the water.

10. Explanation of pictograms used

 Electric Vehicle				
Electrical protection gloves 	Electrical protection gloves 	Breathing apparatus (BA) 	Use thermal Infrared camera 	Use water to extinguish the fire 
Don't brake, nor open 		Flammable 		Dangerous voltage

Brand	Modele	Phase	Year of launch	Internal reference	Creation date	Update date	Version	Page
RENAULT	TWIZY	1	2011	RSE-FAD-Z23-2011 -3	05/07/2011	21/08/2020	3	4 / 4