

RENAULT ZOE



February 2022



New ZOE
The future is here!



Revolutionary from the start...

Rediscover the pleasure of driving with New ZOE. Experience cutting edge technology, up to 395 kilometers of driving range and join the electric revolution.



2009

Renault unveil ZOE, Fluence Z.E, Kangoo Z.E. and Twizy concepts at the Frankfurt Motor show.



2012

Production version of ZOE unveiled at Geneva motor show. Kangoo Z.E voted international van of the year.



2015

New, more efficient R90 motor introduced, giving 240 Kilometers NEDC⁽¹⁾ range.



2018

More powerful R110 motor introduced, offering even greater driving pleasure.



2011

Renault announce they will produce the Twizy and begin taking orders. Production of Fluence Z.E and Kangoo Z.E also begins.



2013

ZOE is available to buy in Ireland.



2016

ZOE with Z.E. 40 battery is launched allowing a 317 Kilometer WLTP⁽²⁾ range, setting a new milestone in the market of affordable electric vehicles.




2019

New ZOE is launched with a driving range of up to 395 Kilometers⁽²⁾ and faster, more versatile charging options.

(1) Homologated range according to NEDC test cycle, for comparison purposes, 240 Kilometers, and may not reflect real life driving results.

(2) PLAY R110 395 kilometers, ICONIC R110 and ICONIC R135 385 kilometers and GT LINE R135 383 kilometers. CO₂ whilst driving: 0 g/km. Figures shown are for comparability purposes; only compare figures with vehicles tested to the same technical procedures. The electric range shown achieved using the new (WLTP) test procedure. Figures obtained after the battery was fully charged. Actual real-world driving results may vary depending on factors such as the starting charge of the battery, accessories fitted after registration, weather conditions, driving styles and vehicle load. Renault estimates average real-world driving figures for this vehicle as 375 kilometers in summer and 241 kilometers in winter, depending on the factors above.





...and recognised for it



"Major updates to the Renault Zoe make it one of the best small electric cars you can now buy."

"Getting into a fully charged Renault Zoe with this latest 52kWh battery should put a smile on your face straight away."

"Adding this much range through the new battery comfortably makes the latest Renault Zoe one of the most relevant electric cars on the market today"

Dave Humphreys - Complete Car – 4.5 stars

"(Range) –"isn't far off twice as much as the Honda e, and significantly more than the Corsa or 208"

TopGear

"Zoe performed like a hot hatch but with a much smoother power delivery. The car's pulling power from stationary or at any legal speed is truly impressive."

"The new Zoe is a dramatic improvement and the R135 delivers the kind of driving range and performance to make it an everyday usable car."

Michael Sheridan - The Irish Times



Renault Z.E.

Always a step ahead

Renault has been pushing the boundaries of innovation from revealing the Z.E concept car in 2008, and since then has been a leader in electric vehicle manufacture in Europe. It has been a priority to fulfil our commitment and continue to develop our technology so that our vehicles stay at the forefront of the electric vehicle market. In 2016, we launched ZOE with the Z.E. 40 battery, with almost twice the capacity of the previous version and 2018 saw the introduction of the R110 motor, bringing ZOE more power than ever before. Finally, 2020 brought with it New ZOE, with a 395 Kilometer⁽¹⁾ driving range, along with new faster and more versatile charging options.

First place on the track - first choice on the road

Our commitment to electric motoring innovation runs deeply in Renault's brand DNA. We were a founding partner in Formula E™, the FIA's newest race series. Winning the team championship in 2014/15 and 2015/16 seasons, along with the driver's championship in 2015/16, proves superior electric technology on the track and as one of Europe's best selling EV brands on the road.



(1) PLAY R110 395 Kilometers, ICONIC R110 and ICONIC R135 385 Kilometers and GT LINE R135 383 Kilometers. CO₂ whilst driving: 0 g/km. Figures shown are for comparability purposes; only compare figures with vehicles tested to the same technical procedures. The electric range shown achieved using the new (WLTP) test procedure. Figures obtained after the battery was fully charged. Actual real-world driving results may vary depending on factors such as the starting charge of the battery, accessories fitted after registration, weather conditions, driving styles and vehicle load. Renault estimates average real-world driving figures for this vehicle as 375 Kilometers in summer and 241 Kilometers in winter, depending on the factors above.

Easy Electric Life

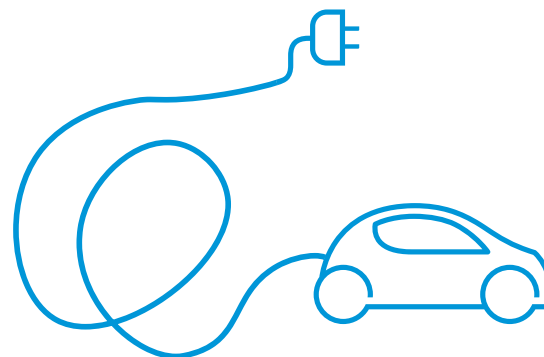
Electric mobility does not have to be more complicated than fuel-powered cars.

Far from it, electric power comes as second nature in most areas of our lives - have you ever thought about filling up your smartphone with fuel? Your car does not need to be any different from your phone, simply put it on charge on a 7kW home wallbox⁽¹⁾ before you go to sleep and it will be ready for you in the morning.

The ZOE experience

We were amongst the first manufacturers to launch a range of affordable 100% electric vehicles.

We have years of experience helping customers to integrate electric vehicles into their lives, and we have a community of happy ZOE customers to prove it. We are now more than ready to make the electric revolution easy and accessible to everyone.



(1) See www.seai.ie for the latest information on grants for charging point installation



What makes New ZOE so special?

No fuss, zero tailpipe emissions, easy to drive - these are all the things we love about electric vehicles and all the things that the New ZOE stands for. There are many benefits to owning a New ZOE, including:

Easy Electric Life. Renault Z.E. makes switching to electric easy. We provide you with all the basics you need to integrate New ZOE into your life, including your home charging solution. There is nothing left to worry about!

Charge at home. The SEAI offers grants towards the installation of home charging points.⁽¹⁾

Chameleon Charger™. Our innovative Chameleon Charger™ is unique to Renault and ensures your New ZOE is always able to charge at the maximum power available to it, saving you time and making the most of any charging station whilst on the move or at home!

Truly connected. A connected life is no longer a thing of the future. Z.E. Services takes communication between smartphone and car to another level, allowing features such as remote charging, monitoring of your charge status and pre-conditioning.⁽²⁾

Style. We all want style in our lives and New ZOE gives you just that. With its distinctive design and expressive looks, New ZOE has its very own electric identity.

Low running costs. Charging New ZOE at home is not only easy but cost effective as well. With a full charge costing less than €5⁽³⁾, you will start saving money, journey after journey!

(1) See www.seai.ie for the latest information on grants for charging point installation.

(2) Features available on MY Renault, Z.E. Services with valid subscription.

(3) Recharge cost is based on Electric Ireland night saver rate of 9.15c per kWh. Information correct as of 24/01/2020









More desirable than ever

New ZOE shows off its character with expressive design, smooth lines, new C-shaped 100% LED lighting, fog lamps and a new distinctive grille. The new wider rear lights give a bold stance with an LED light beam that highlights the contours of the bodywork. Under the bonnet, you can opt for the new, more powerful, R135 motor, providing increased performance and driving pleasure, meanwhile, new B Mode increases regenerative braking and allows for a one-pedal driving experience.





A car designed for you

Ultra-connected to its surrounding world, New ZOE is first and foremost connected to you. As soon as you approach New ZOE, your hands-free card unlocks the doors to a car that combines technology with simplicity. The interior offers enhanced comfort with seat upholstery made from 100% recycled fabric⁽¹⁾, with special attention given to sound insulation to provide an even more relaxing drive.

The dashboard is enhanced with its new 10" wide driver's screen, providing all the information you need when on the road, whilst the new steering wheel gives you control at your finger tips. Enjoy the brand new EASY LINK system, with a choice of 7"-9.3" screens and more connectivity than ever before.

(1) ICONIC model is fitted with 100% recycled fabric seat upholstery, GT LINE upholstery combines recycled fabric with synthetic leather.







New Z.E. 50 battery

Renault's Z.E. 50 battery stores 25% more energy than its predecessor, despite having exactly the same dimensions! With a driving range of up to 395 Kilometers⁽¹⁾, you can travel further with confidence. Located under the floor to lower the centre of gravity, the battery has no impact on either the roominess of the car or the boot volume. With New ZOE offering 100% torque from the moment you put your foot to the pedal, a quiet motor and no gear changes or petrol stations, you can enjoy great performance and a relaxed driving experience.



8 year battery warranty

For added reassurance and peace of mind, the traction battery on New ZOE comes with an 8 year/160,000 Kilometer warranty⁽²⁾, giving you confidence in our technology and on the road.

(1) PLAY R110 395 Kilometers, ICONIC R110 and ICONIC R135 385 Kilometers and GT LINE R135 383 Kilometers. CO₂ whilst driving: 0 g/km, MPG: n/a. Figures shown are for comparability purposes; only compare figures with vehicles tested to the same technical procedures. The electric range shown achieved using the new (WLTP) test procedure. Figures obtained after the battery was fully charged. Actual real-world driving results may vary depending on factors such as the starting charge of the battery, accessories fitted after registration, weather conditions, driving styles and vehicle load. Renault estimates average real-world driving figures for this vehicle as 375 Kilometers in summer and 240 Kilometers in winter, depending on the factors above.

(2) 8 year/160,000 Kilometers traction battery warranty (whichever is reached first). For full Warranty Terms and Conditions please visit www.renault.co.uk/warranty.

Innovation for a better life

What is the purpose of innovation, if it doesn't offer a tangible benefit?

That's why all of New ZOE's innovative features are specifically designed in order to make your electric life even easier.

Regenerative braking: Every time the driver brakes, the battery gets a boost of energy. This boost increases when you switch New ZOE in to B Mode!

Heat pump: The heat pump is able to air-condition and heat your car more efficiently than a traditional system, meaning you can conserve more of your batteries energy for driving range.


Chameleon Charger™: Individual to Renault, the Chameleon Charger™ is always able to charge at the maximum power⁽¹⁾ available and is therefore quicker and more efficient, saving you time and money.


Pre-conditioning: Through Z.E. Services⁽²⁾ you can pre-set the temperature of the car so it's ready for you before you get in. Warm in the winter and cool in the summer!

ECO Mode: When using the ECO Mode, the dynamic performance and air conditioning or heating is limited to maximize New ZOE's driving range.

(1) For AC charging, between 3kW and 22kW.

(2) 3 years subscription to Z.E. Services on all models after which time they will need to be renewed. Z.E. Services are compatible with Apple iOS® and Android® devices.





Battery and charging

Just like the other models in the Renault Z.E. range, New ZOE is fitted with a lithium-ion battery, offering great performance. It is very simple to charge, even when it is fully discharged and it can also be recycled at the end of its life.

Thanks to The Chameleon Charger™ that is unique to Renault, New ZOE is compatible with various power sockets and sources, providing you with a range of charging options. The result? Minimised charging times and maximised flexibility.

There are three easy ways to charge:

1. At Home. Charge at home from a 7kW charger that can fully charge New ZOE overnight in 9-10 hours. With the new Z.E. 50 battery, New ZOE can go even further so the majority of your charging will probably take place, hassle free, at home!

2. Destination. There are already over 1200 public charging locations nationwide. Most of these charging stations provide a 22kW charge and could charge your New ZOE from 0-100% in as little as 3 hours⁽²⁾.

3. Rapid. These charge points are placed at key locations such as motorway services and have a 50kW capacity. They are ideal for long journeys and will charge your New ZOE with Z.E. 50 battery from 0-80% in 1h 10, or if you are only making a brief stop, just 30 minutes charging will get you an extra 145 kilometers of range⁽³⁾.

Not sure where to find chargepoints around you?

Use your EASY LINK navigation system or MY Renault App⁽¹⁾ to find local charge points or find charge points along your route.

(1) MY Renault is compatible with Apple iOS® and Android® devices and is available in the App store and Google Play® store.

(2) Based on 22kW charging point.

(3) Versions with 50KW CCS fast charging capability



Driving Range

Now that New ZOE is available with Z.E. 50 battery giving a WLTP* range of up to 395 Kilometers on one charge, range anxiety is a thing of the past. With a real life estimate of 375 Kilometers in summer and 240 Kilometers in winter** ZOE is able to get you wherever you need to go with less need to recharge on the way, saving you time and money.

Range (miles)	PLAY R110	ICONIC R110/R135	GT LINE R135	Cost per kilometer ⁽¹⁾
WLTP*	395	385	383	1.2c
Summer (real-world estimate)	375	375	375	1.3c
Winter (real-world estimate)	240	240	240	2c

*What is the WLTP and why the real-life range is similar to it?

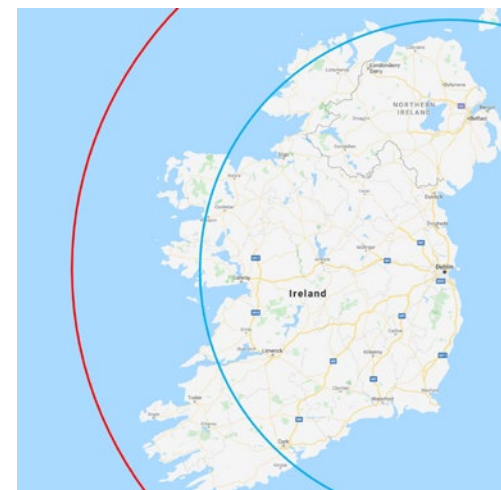
Worldwide Harmonized Light Vehicles Test Procedures (WLTP), this new homologation protocol gives fuel consumption and driving range results that are much closer to real life conditions figures than the NEDC protocol.

While the old NEDC test determined test values based on a theoretical driving profile, the WLTP cycle was developed using real-driving data, gathered from around the world. WLTP therefore better represents everyday driving profiles.

PLAY R110 395 Kilometers, ICONIC R110 and ICONIC R135 385 Kilometers and GT LINE R135 383 Kilometers. CO₂ whilst driving: 0 g/km, L/100km: n/a. Figures shown are for comparability purposes; only compare figures with vehicles tested to the same technical procedures. The electric range shown achieved using the new (WLTP) test procedure. Figures obtained after the battery was fully charged. Actual real-world driving results may vary depending on factors such as the starting charge of the battery, accessories fitted after registration, weather conditions, driving styles and vehicle load. Renault estimates average real-world driving figures for this vehicle as 375 Kilometers in summer and 240 Kilometers in winter, depending on the factors above.

**Why is the range reduced in winter?

Like all batteries, those in Z.E. vehicles are less efficient in cold weather than at warmer ambient temperatures. This means that you can expect a reduction in the range of your Renault Z.E. in the winter. Also, in winter you are more likely to use the heating, which means New ZOE consumes more energy. Summer and winter range estimates based on real-world driving data.



Illustrated range for New ZOE with Z.E. 50 battery⁽²⁾ — Summer Range — Winter Range

Charging times ⁽³⁾	PLAY R110	ICONIC R110	ICONIC / GT LINE R135	
7kW (0-100%)	9h 25	9h 25	9h 25	This is the rate your home charging point will be charging at. The majority of your charging will take place here, typically at night. The average adult needs 8 hours of sleep, so get your 8 hours in and by the time you are ready to leave the house, New ZOE will be fully charged and ready to go!
22kW (0-100%)	3 hours	3 hours	3 hours	On most journeys, there is no need to fully recharge and you will typically only top-up for half an hour at a motorway station. The perfect excuse for a cup of coffee.
50kW (0-80%)	2h 15	1h05 / 2h15	1h 05	Great if you are planning a longer journey! New ZOE can regain 90 miles of driving range in just 30 minutes of charging. Take a well earned break from driving and recharge at the same time as your New ZOE.

(1) Recharge cost is based on (a) Electric Ireland night saver rate of €9.15 per 4 KW, (b) a full recharge of the 52kWh battery and (c) based on the mileages shown above. Correct as of 24/01/2020.

(2) For illustration purposes only, may not reflect real-life journeys.

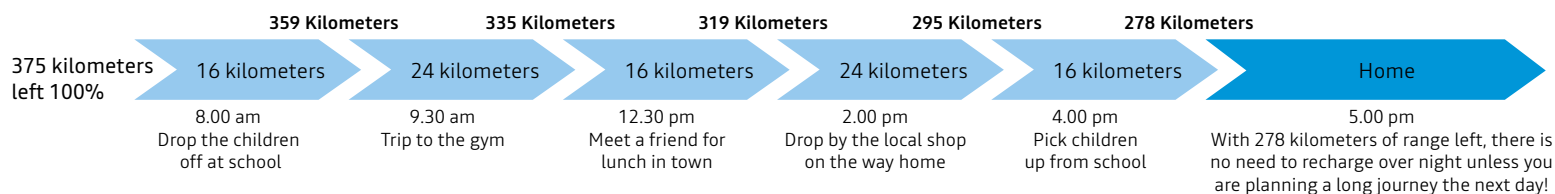
(3) Charging time and recovered driving range depend on temperature, battery wear, the power delivered by the station, and your charge level.

(5) 1h05 on vehicles fitted with 50kw CCS rapid charging. If charge point has an AC cable/socket, a standard charge ZOE can charge at 22kw.

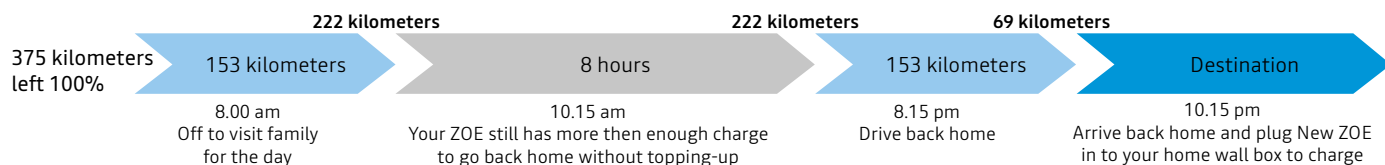
Different Journey and Charging Scenarios⁽¹⁾

Everyone's daily schedules are different, however, New ZOE with Z.E. 50 battery can now go even further and is suitable for a whole variety of journeys, short or long!

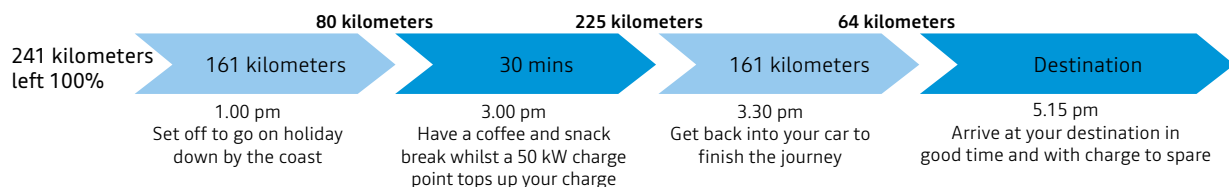
Multiple short journeys summer



306 kilometer roundtrip trip summer



322 kilometers journey winter



KEY

- Driving Distance
- Charging Time

Did you know that...

- ...the average daily mileage of passenger cars in Ireland is just under 50 kilometers⁽²⁾? Even if you drove triple that every day, you would not even come close to New ZOE's limits.
- ...New ZOE's unique AC Chameleon Charger™ is clever and can adapt to different chargepoints. It is always able to charge at maximum power and is therefore quicker and more efficient.
- ...there are many ways to maximize your range? New ZOE's smart ECO Mode, driver coaching tips, and regenerative braking are all able to optimise your driving range.

(1) For illustration purposes only and based on the estimated driving range of New ZOE with Z.E. 50 battery.

(2) Source: CSO transport omnibus 2016.




100% electric





Greater performance and more fun

If you love driving, then driving New ZOE will be an absolute joy. With the option of the new R135 electric motor (134 hp), New ZOE offers you a fantastic driving experience. With instant acceleration and more power, it makes motorway driving a breeze. Using the one-touch control on the new E-shifter gear selector, switch to B mode and try out a one-pedal driving experience and feed energy back to your battery at the same time!







Truly connected

Listen to your favourite playlists, browse your applications and make calls easily, thanks to the new EASY LINK multimedia system, with a choice of 7" or 9.3" touch screens, both with Android Auto™ or Apple CarPlay™ as standard⁽¹⁾.

Directly connected to TomTom services, models with on-board navigation offer you a wealth of information in real time: traffic delays, weather, location of your nearest charging stations, and more. Unsure of your destination address? All you need are two or three keywords to find it using Google address search. Simple, fast and smooth, New ZOE ensures you are truly connected at all points of your journey.

⁽¹⁾ Check your phone's capability at point of purchase with your dealer.







Take control of your car remotely with MY Renault

A 100% electric life is made easier thanks to the MY Renault app:

My car's location. Parked in an unfamiliar area? Find and be guided to the location of your New ZOE using your MY Renault app. View your driving range and locate available charging stations nearby or at your destination.

Journey planner. Instantly prepare your journey on your smartphone: the application automatically includes stops at charging stations and takes into account charging times to calculate your arrival time. You just need one click to send the proposed route to Google Maps and then to the screen in your New ZOE thanks to the smartphone replication.




Door to door guidance⁽¹⁾. Park up and transfer the route from your New ZOE to your smartphone and easily continue on foot to your final destination.

Check the battery **charging status** and remaining driving range in real time.

Start or **schedule** to charge your New ZOE at off-peak times to save on electricity costs.

Activate or **program the air conditioning** or **heating** in advance of your journey and enjoy New ZOE at the perfect temperature when you get in.


(1) Available only on models equipped with EASY LINK navigation.



Driving made simple

Enjoy the many driving assistance aids⁽¹⁾ available as you move up the range on New ZOE. Perfect parking every time without touching the wheel, thanks to the EASY PARK ASSIST system. On-board cameras identify speed limits for you, and the speeding alert advises you if you exceed the speed limit. New ZOE detects any vehicle in or approaching your blind spot and advises you of its presence via a warning light on your door mirrors. Lane Keep Assist corrects your trajectory in the event you unexpectedly depart from your lane. New ZOE makes your life easier with an ever more technologically advanced driving experience.

(1) It is your responsibility to stay alert, drive safely and be in control of the vehicle at all times. Driver assist features have speed and other limitations and should not be relied on. For more information, please refer to the owner's manual or contact your local dealer.







Colours





	Glacier White (369)	Quartz White (QNY)	Highland Grey (KQA)	Titanium Grey (KPN)	Celadon Blue (RQT)	Flame Red (NNP)	Aconite (LNJ)	Pearl Black (GNE)	Zircon Blue (RQG)
Play	FOC	○	○	○	○	○	○	○	○
Iconic	FOC	○	○	○	○	○	○	○	○
GT Line	FOC	○	○	○	○	○	○	○	○

FOC = free of charge ○ = Optional (1) Non metallic paint (2) Metallic paint (3) Renault i.d. metallic paint

Every effort has been made to ensure that the information, descriptions, and images were correct at the time of publication however images may not always reflect the exact version selected. It should be noted that limitations on screen do not permit the subtle paintwork shades on this page to be shown with absolute accuracy.

Standard features

PLAY



15" steel wheels



PLAY upholstery



Exterior design

- Full LED headlights with C-shape DRL
- 15" steel wheels
- Body-coloured door handles
- Black grain-effect door mirrors

Interior design

- Black PLAY seat upholstery

Driving and controls

- Hands-free key card with push button stop/start function
- Automatic head lights and rain sensitive front wipers
- Cruise control/speed limiter
- Customisable 10" driver's display
- R110 motor (80kW/107hp)

Comfort and convenience

- Automatic climate control
- Driver and passenger front electric windows
- Heated electrically adjustable door mirrors

Communication and on-board technology

- EASY LINK radio with 7" touch screen
- Smart phone replication with Android Auto™ and Apple CarPlay™⁽³⁾

Z.E. specific equipment

- Z.E.50 R110 Standard Charge
- Eco-meter
- Z.E. voice, pedestrian warning
- E-shifter gear selector with B mode
- Z.E. Services⁽¹⁾ via MY Renault App: battery charging status, charge scheduling and pre-conditioning
- Chameleon Charger™ for charging between 3kW and 22kW
- Type 2 charging cable
- Efficient heat pump air conditioning⁽²⁾

(1) 3 years subscription to Z.E. Services on all models after which time they will need to be renewed. Z.E. Services are compatible with Apple iOS® and Android® devices.

(2) Please see Wallbox Included page for more information.


(3) Check your phones compatibility at point of purchase with your dealer.

Standard features

ICONIC (in addition to PLAY)



16" alloy wheels



ICONIC upholstery



Exterior design

- 16" alloy wheels
- Body-coloured door mirrors

Interior design

- ICONIC 100% recycled fabric seat upholstery
- Synthetic leather steering wheel

Driving and controls

- Rear parking sensors
- Lane Departure Warning
- Lane Keep Assist
- Automatic High Low Beam
- Traffic Sign Recognition
- Over Speed Protection

Comfort and convenience

- Split-folding rear bench
- Climate control
- Front and rear electric windows

Communication and on-board technology

- EASY LINK radio and navigation with 7" touch screen and 6 speakers
- 2 USB sockets for rear seats
- Connected navigation services - 3 years included: Google search for places of interest, live traffic info, weather, location of charging stations

Z.E specific equipment

- Z.E.50 R110 CCS Rapid Charge

Standard features

GT LINE (in addition to ICONIC)



16" diamond cut alloys



GT LINE upholstery



Exterior design

- Tinted rear windows and rear screen
- 16" diamond-cut alloy wheel
- Chrome stamped grille

Interior design

- GT LINE part recycled, part synthetic leather seat upholstery

Driving and controls

- R135 motor (100kW/134hp)
- Front and rear parking sensors
- Rear-view reversing camera
- Blind Spot Warning
- Auto dimming rear-view mirror

Comfort and convenience


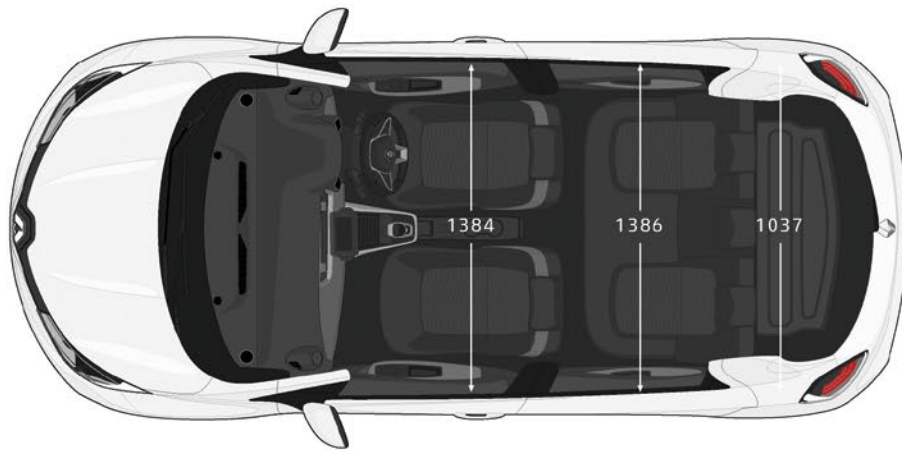
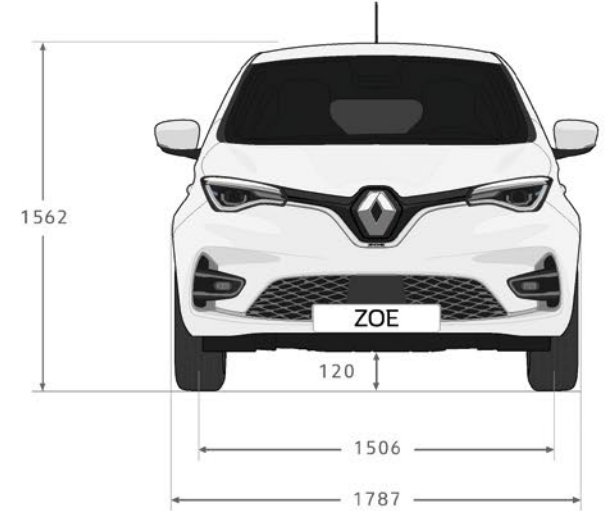
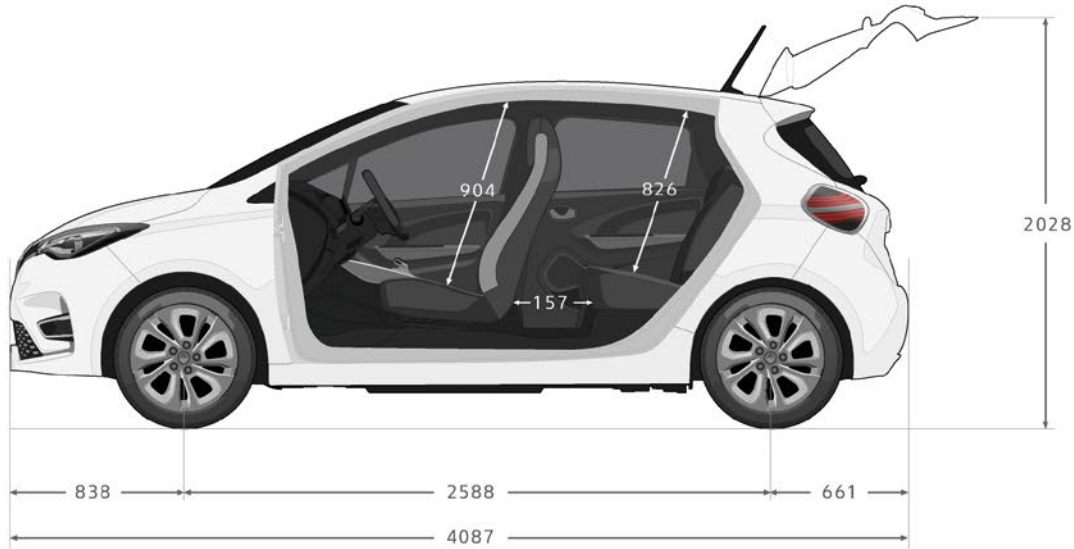
- Electrically folding door mirrors

Communication and on-board technology

- EASY LINK radio and navigation with 9.3" touch screen



Dimensions (mm)



BOOT VOLUME (Litres)

Boot volume	338
Boot volume with rear bench seat folded	1225

Technical Specification

	R110	R135
Battery type	Z.E. 50	Z.E. 50
Number of seats	5	5
DRIVING RANGE & CONSUMPTION		
Certified WLTP (kilometers) ⁽¹⁾ combined cycle driving range	PLAY 395/ICONIC 385	ICONIC 385/GT LINE 383
Certified combined cycle consumption (Wh/km)	PLAY 173/ICONIC 178	ICONIC 178/GT LINE 179
Wheel size of the certified version ⁽²⁾	PLAY 15"/ICONIC 16"	16"
ENGINE		
Electric engine technology	Synchronous with wound rotor	Synchronous with wound rotor
Max. power output EEC kW (hp) / at peak power rating (rpm)	80 (108) / 3,395 to 10,886	100 (135) / 4,200 to 11,163
Max. torque Nm EEC (Nm) / at peak power rating (rpm) ⁽⁴⁾	225 / 500 to 3,395	245 / 1,500 to 3,600
BATTERY		
Usable capacity (kWh)	52	52
Technology	Lithium-ion	Lithium-ion
Total voltage (volts)	400	400
Number of modules / cells	12/192	12/192
Battery weight (kg)	326	326
CHARGING TIME⁽³⁾		
Charger	Adjustable single and three-phase, 2 kW to 22 kW	Adjustable single and three-phase, 2 kW to 22 kW
2.3 kW home outlet (single-phase 10A) (0-100%)	34h30	34h30
3.7 kW Wallbox (single-phase 16A) (0-100%)	16h10	16h10
7.4 kW Wallbox (single-phase 32 A) (0-100%)	9h25	9h25
11 kW station (three-phase 16A) (0-100%)	6h	6h
22 kW station (three-phase 32 A) (0-100%)	3h	3h
DC 50 kW quick charge (0-80%)	1h10	1h10
GEARBOX		
Gearbox type	Gearbox with a single gear ratio speed reducer	Gearbox with a single gear ratio speed reducer
Number of forward gears	1	1
PERFORMANCE		
Top speed (km/h)	134	139
0-50 Km/h – 0-100 km/h – 80-120 Km/h (s)	3.9 - 11.4 - 9.3	3.6 - 9.5 - 7.1
SCx	0.75	0.75
STEERING		
Power	Yes (electric)	Yes (electric)
Turning circle between kerbs (m)	10.56	10.56
Number of steering-wheel turns	2.73	2.73
WHEELS AND TYRES		
Standard wheel rims (")	15" (PLAY) ; 16" (ICONIC)	16" (ICONIC/GT LINE) 17" (optional on GT LINE)
Tyre dimensions 15" – Michelin Primacy 4	185/65 R15 92T	185/65 R15 92T
Tyre dimensions 16" – Michelin Primacy 4	195/55 R16 91T	195/55 R16 91T
Tyre dimensions 17" – Michelin Primacy 4	215/45 R17 91V (front) 205/45 R17 88V (rear)	215/45 R17 91V (front) 205/45 R17 88V (rear)
BRAKING		
Front: Brake diameter (mm)	Ventilated discs 280	Ventilated discs 280
Rear: Brake diameter (mm)	Ventilated discs 260	Ventilated discs 260
WEIGHT (kg)		
Unladen kerb weight	1502	1502
Gross train weight (GTW)	1988	1988
Gross vehicle weight rating (GVWR)	1988	1988
Within the maximum permissible GVWR on front/rear	1048	1048
Payload (PL) (PLAY, no options / ICONIC & GT LINE models, all options)	425 / 474	425 / 486
Max. braked/unbraked trailer weight	Not permitted / Not permitted	Not permitted / Not permitted
SERVICE INTERVALS		
Service Intervals	12 months or 30,000 kilometers - whichever is sooner	

(1) PLAY R110 395 kilometers, ICONIC R110 and ICONIC R135 385 kilometers and GT LINE R135 385 kilometers. CO, whilst driving: 0 g/km. Figures shown are for comparability purposes; only compare figures with vehicles tested to the same technical procedures. The electric range shown achieved using the new (WLTP) test procedure. Figures obtained after the battery was fully charged. Actual real-world driving results may vary depending on factors such as the starting charge of the battery, accessories fitted after registration, weather conditions, driving styles and vehicle load. Renault estimates average real-world driving figures for this vehicle as 375 kilometers in summer and 241 kilometers in winter, depending on the factors above. (2) The size of the wheel rims can impact the vehicle's driving range. (3) Charging time and recovered driving range depend on temperature, battery wear, the power delivered by the station and your charge level. (4) Where 50kW fast charger is fitted

Equipment and options

	PLAY	ICONIC	GT LINE
SAFETY			
2 Driver airbags + 2 Passenger airbags	•	•	•
Hill Start Assist	•	•	•
Anti-lock Braking System (ABS) with Emergency Brake Assist (EBA)	•	•	•
Electronic stability programme (ESP) with anti-slip regulation (ASR) and understeer control logic (UCL)	•	•	•
Front fog lamps	-	•	•
Automatic headlights and wipers	•	•	•
Automatic activation of hazard lights upon emergency braking	•	•	•
R.A.I.D. (Renault Anti Intruder Device) automatic door locking	•	•	•
ISOFIX fittings on outer rear seats and front passenger seat	•	•	•
Tyre inflation and repair kit	•	•	•
Tyre pressure monitoring system	•	•	•
Z.E. Voice (low speed pedestrian warning)	•	•	•
DRIVING AND DRIVING ASSISTANCE			
Cruise control/speed limiter, with steering wheel controls	•	•	•
Customisable 10" colour driver's display	•	•	•
Rear parking sensors	-	•	•
Rear-view camera	-	○	•
Front and rear parking sensors	-	○	•
Lane Departure Warning and Lane Keep Assist	-	•	•
Blind Spot Warning	-	-	•
Automatic high-beam/dipped-beam headlight activation	-	•	•
Traffic Sign Recognition	-	•	•
Over Speed Protection	-	•	•
Auto dimming rear view mirror	-	-	•
COMFORT			
Automatic climate control with eco function	•	•	•
Front electric windows on driver and passenger side	•	-	-
Front & rear electric windows	-	•	•
Renault hands-free card	•	•	•
Heated, electrically adjustable door mirrors	•	•	-
Heated, electrically adjustable and folding door mirrors	-	-	•
Heated front driver and passenger seats and heated leather steering wheel	-	○	○
Height and reach adjustable steering wheel	•	•	•
STORAGE			
Glovebox with slow-opening flap	•	•	•
1.5L bottle holders in front doors	•	•	•
Map pockets on back of passenger seat	-	•	•
Split-folding rear bench	-	•	•
TECHNOLOGY			
Easy Link 7" - Radio with 7" high resolution touch screen - Compatible with Android Auto™ and Apple CarPlay™ - Bluetooth® ² , 2 USB, 1 AUX port	•	-	-
Easy Link 7" with Navigation - Radio and navigation with 7" touch screen, compatible with Android Auto™ and Apple CarPlay™ - 6 speakers, Bluetooth® ² , 2 USB, 1 AUX port, Connected navigation services, Auto-Update Service	-	•	-
Easy Link 9.3" with Navigation - Radio and Navigation with 9.3" high resolution touch screen - Compatible with Android Auto™ and Apple CarPlay™ - 6 speakers, Bluetooth® ² , 2 USB, 1 AUX port - Connected navigation services - Auto-Update Service	-	○	•
Bose® Sound System, compatible with Android Auto™, DAB, 2 neodymium woofers, 2 rear full-range speakers, 2 neodymium tweeter speakers, and 1 Nd™ Richbass™ speaker in a 6.2-L customised Waveguide enclosure in the boot	-	-	○
2 USB ports in rear	-	•	•
12V outlet under the dashboard	•	•	•
RENAULT EASY CONNECT - CONNECTED SERVICES			
4G connected vehicle with data pack included for 3 years	•	•	•
Connected navigation services - 3 years included: Google search for places of interest, live traffic info, weather (depending on the country)	-	•	•
Connected services on the MY Renault app: battery charging status, passenger compartment preconditioning	•	•	•
Auto-Update service - 3 years included (for compatible Easy Link systems): automatic wireless updating of the multimedia system, for automatic system improvements. For Easy Link systems with navigation: map also updated automatically	-	•	•
Z.E. SPECIFIC EQUIPMENT			
ECO Mode	•	•	•

	PLAY	ICONIC	GT LINE
Odometer, eco-meter and battery gauges integrated into the instrument panel	●	●	●
Scheduled charging and heating or air conditioning using the EASY LINK multimedia system	●	●	●
Chameleon Charger™	●	●	●
50kW DC rapid charger ⁽³⁾	-	○/●	●
Type 2 charging cable	●	●	●
EXTERIOR DESIGN			
Full LED headlights with C-shape DRL	●	●	●
Chrome stamped grille	-	-	●
Tinted rear windows and rear screen	-	-	●
15" steel wheels with 15" Michelin Primacy 4-E tyres	●	-	-
16" alloy wheel with 16" Michelin Primacy 4-E tyres	-	●	-
16" diamond-cut alloy wheel with 16" Michelin Primacy 4-E tyres	-	-	●
17" diamond-cut alloy wheel with 17" Michelin Primacy 4 tyres ⁽²⁾	-	-	○
Rear disc brakes	●	●	●
Metallic paint	○	○	○
Body-coloured door handles	●	●	●
Black door mirrors with grain-effect	●	-	-
Body-coloured door mirrors	-	●	●
INTERIOR DESIGN			
Leather gear lever	●	●	●
PLAY black fabric seat upholstery	●	-	-
ICONIC 100% recycled fabric seat upholstery	-	●	-
GT LINE part recycled fabric, part synthetic leather seat upholstery	-	-	●
Synthetic leather steering wheel	-	●	●
OPTIONS			
TECHNOLOGY			
50kW DC rapid charging ⁽³⁾	-	○/●	●
BOSE® premium 3D sound with FM/DAB tuner	-	-	○
Technology Pack (front & rear parking sensors with rear-view reverse camera and 9.3" Easy Link display)	-	○	-
Hands-free parking	-	-	○
INTERIOR			
Winter Pack (heated seats & heated leather steering wheel)	-	○	○
EXTERIOR			
17" alloy wheels ⁽²⁾	-	-	○
Metallic Paint	○	○	○
Metallic Renault i.d. paint	○	○	○

● : Standard. ○ : Option. - : Not available. (1) Please see Wallbox Included page for more information. (2) 17" Alloy wheel option will reduce WLTP driving range to 224 miles. (3) 50 KW DC rapid charge standard on R135 versions, optional on Iconic R110

Accessories



1. Boot Cable Storage

Fully integrated in to the boot of your New ZOE, the Boot Cable Storage accessory offers several compartments to reduce clutter and create additional storage. Giving sufficient space to store up to 2 charging cables, the removable floor is hinged and includes a handle for easy access with a compartment also added to protect the optional BOSE® subwoofer.

2. Shark Antenna

Add a sporty touch with the Shark Antenna, perfectly integrated in to the roof of your New ZOE. Compatible with digital audio broadcasts (DAB).

3. Domestic Charging Cable

For use in the absence of a Wall-Box or Public Charging Point, New ZOE can be charged using the domestic charging cable from a 3 pin domestic plug. Length: 6.5m & Maximum Current: 10A.

4. Illuminated 'RENAULT' Door Sills*

An elegant and modern touch every time you open the door of your New ZOE. Finished with the RENAULT logo, these stainless steel and aluminium finished door sills also protect your vehicle's door sills from damage. *Also available in a non-illuminated version

5. Bodywork Protection Film

Take complete care of your New ZOE. Protects against scratches to keep your car looking as good as new. Available in a Full Car Protection Pack or in smaller packs to cover separate sections of the vehicle.

* Also available in a non-illuminated version.
Accessories are fitted.







Renault Services

**RENAULT
BANK**
We Bank. You Drive.

Renault Bank, choose the finance solution that best suits your needs.

At **Renault Bank**, we pride ourselves on being:

- **Flexible.** We have flexible payment plans. We can tailor the term, the deposit or the repayment to meet your needs.
- **Competitive.** We offer competitive rates and attractive financial packages you will not find anywhere else.
- **Simple.** We provide an easy application process, quick decision and minimum paperwork, all at your Local Dealer.
- **Creditable.** We are part of one of Europe's largest motor finance companies and offers financial services to millions of customers everyday.

Renault Bank is a trading name of RCI Banque Branch Ireland, a wholly owned subsidiary of the Renault Group. RCI Banque is regulated by the French banking authority and is supervised by the Central Bank of Ireland for conduct of business purposes.

Renault Warranty

Renault ZOE comes with a 5 year / 200,000km Renault manufacturer warranty.

The battery is guaranteed for 8 years / 160,000km (which ever comes first). This includes the battery performance guarantee to at least 66% of its original capacity.

For further details please visit

www.renault.ie/services/renault-warranty



*5 year / 200,000 km Renault manufacturer warranty.



Continue the Renault ZOE experience
at www.renault.ie

Although every effort has been made to ensure that the information contained within this brochure is as accurate and up to date as possible, Renault Ireland reserves the right to modify its models without notice, including their characteristics, specifications, equipment and accessories. Brochures inevitably become out of date or inaccurate in some respects, in that such characteristics, specifications equipment, or accessories may be changed after the publication date given below and can differ from the descriptions given or the photos displayed. It is therefore necessary to check with your Renault Dealer before purchasing any product that the characteristics, specifications, equipment or accessories of the vehicle on order are as advertised.