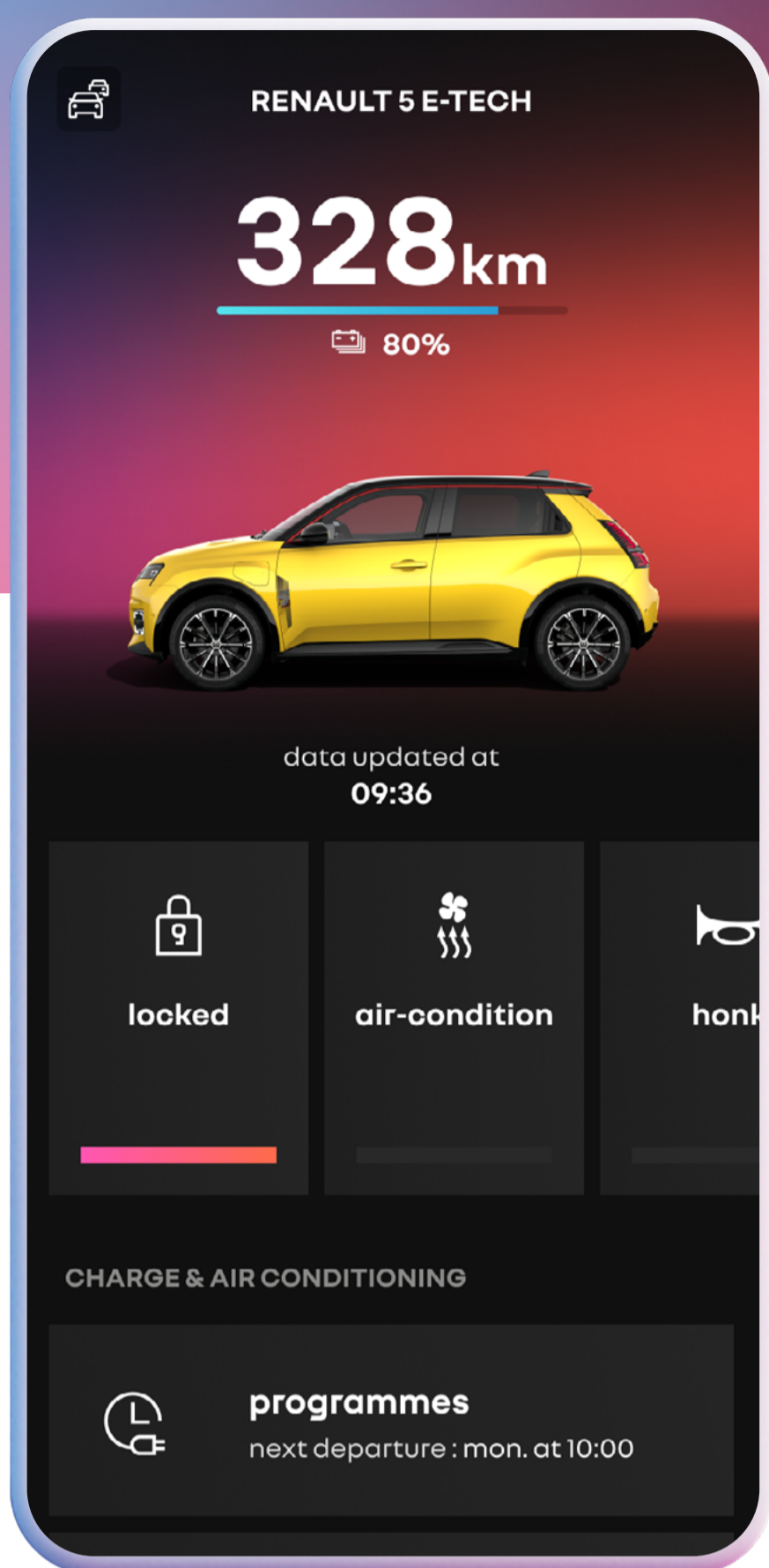




**My Renault app  
your key journey  
companion**

**My Renault app is the best way to always  
have your Renault at your fingertips.  
Take a quick look at what this app can  
do for you!**


# 1 your Renault at your fingertips via your smartphone



track your order



remotely check your  
autonomy to always  
be informed and ready



manage the temperature  
of your Renault's interior  
for more comfort



digital key : lock, unlock,  
start and share your  
vehicle



activate the horn  
and lights to locate  
your vehicle

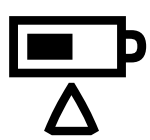
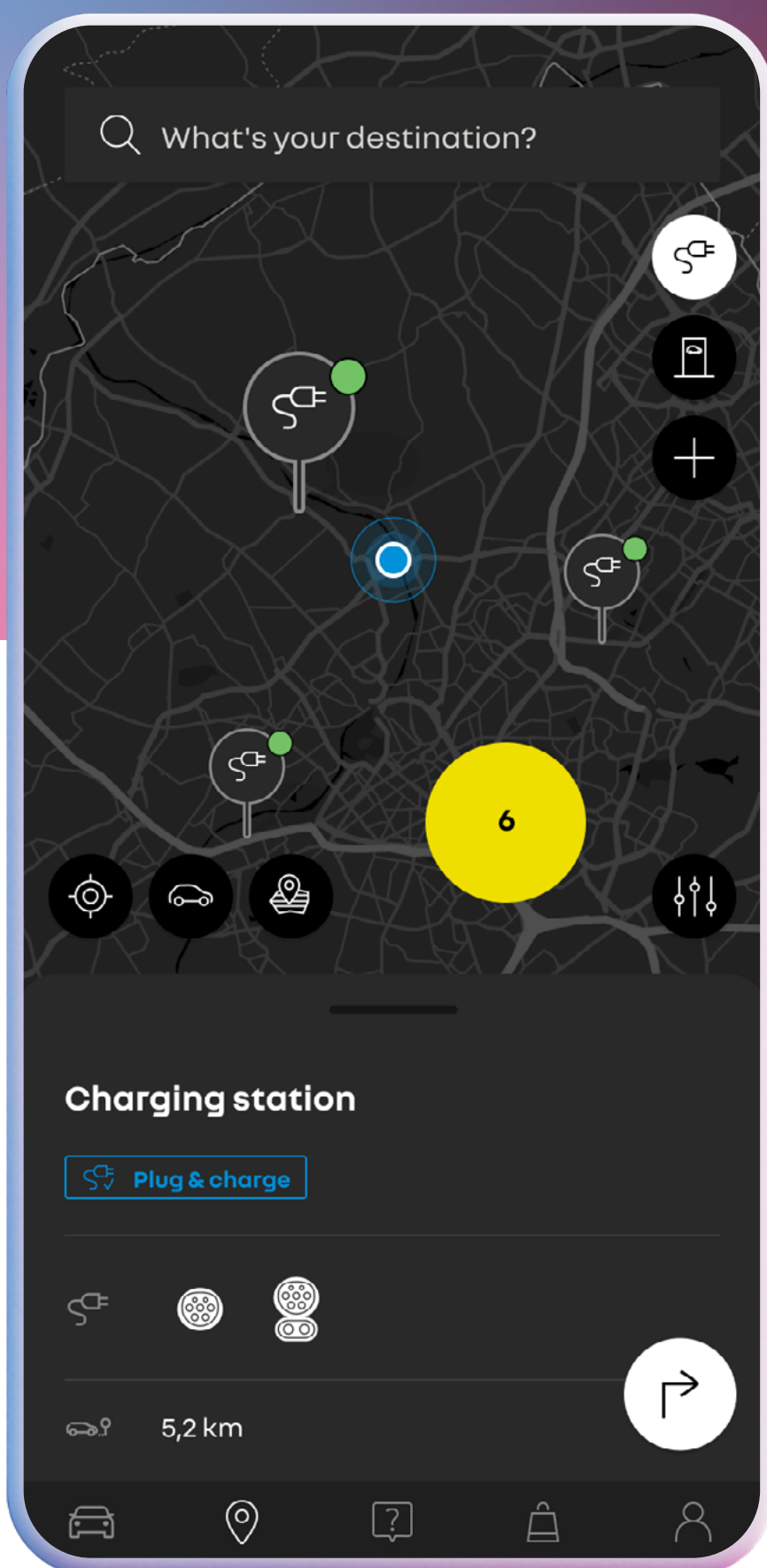


instantly locate  
your car on the map

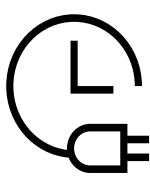
[download the app](#)

# 2

## for your electric or plug-in hybrid car, control everything with your smartphone



check the progress of your charge and its autonomy in real-time



schedule the battery charging and the cabin temperature



charge easily your vehicle at home thanks to Mobilize charge pass



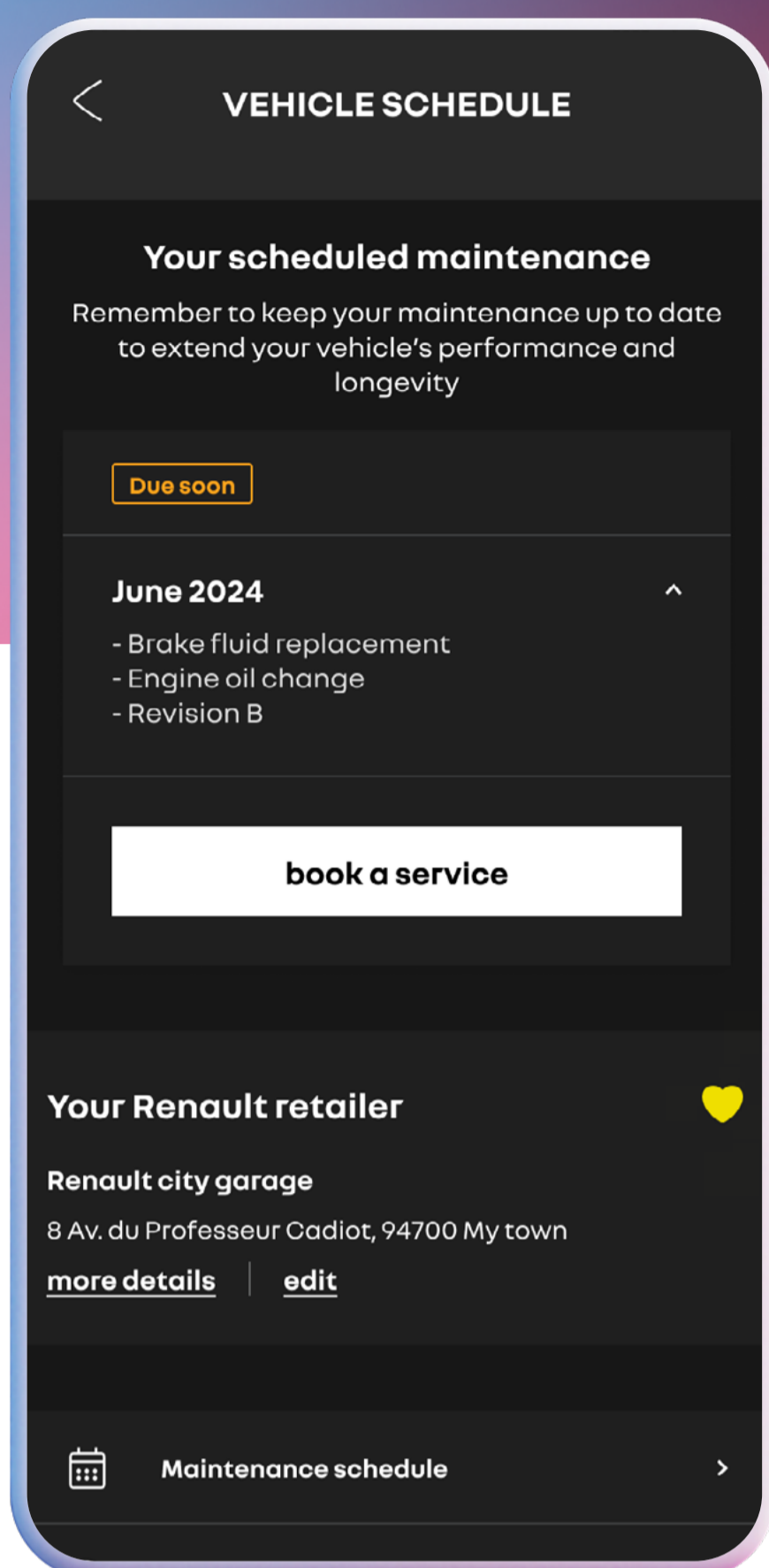
reduce your home charging costs with Mobilize Power bidirectional charging and V2G



recharge anywhere without a card thanks to Mobilize charge pass and Plug & Charge

[download the app](#)

# 3 follow-up and schedule your maintenance



anticipate and monitor your maintenance



book an appointment online with your preferred workshop



track your maintenance history



manage your service contracts



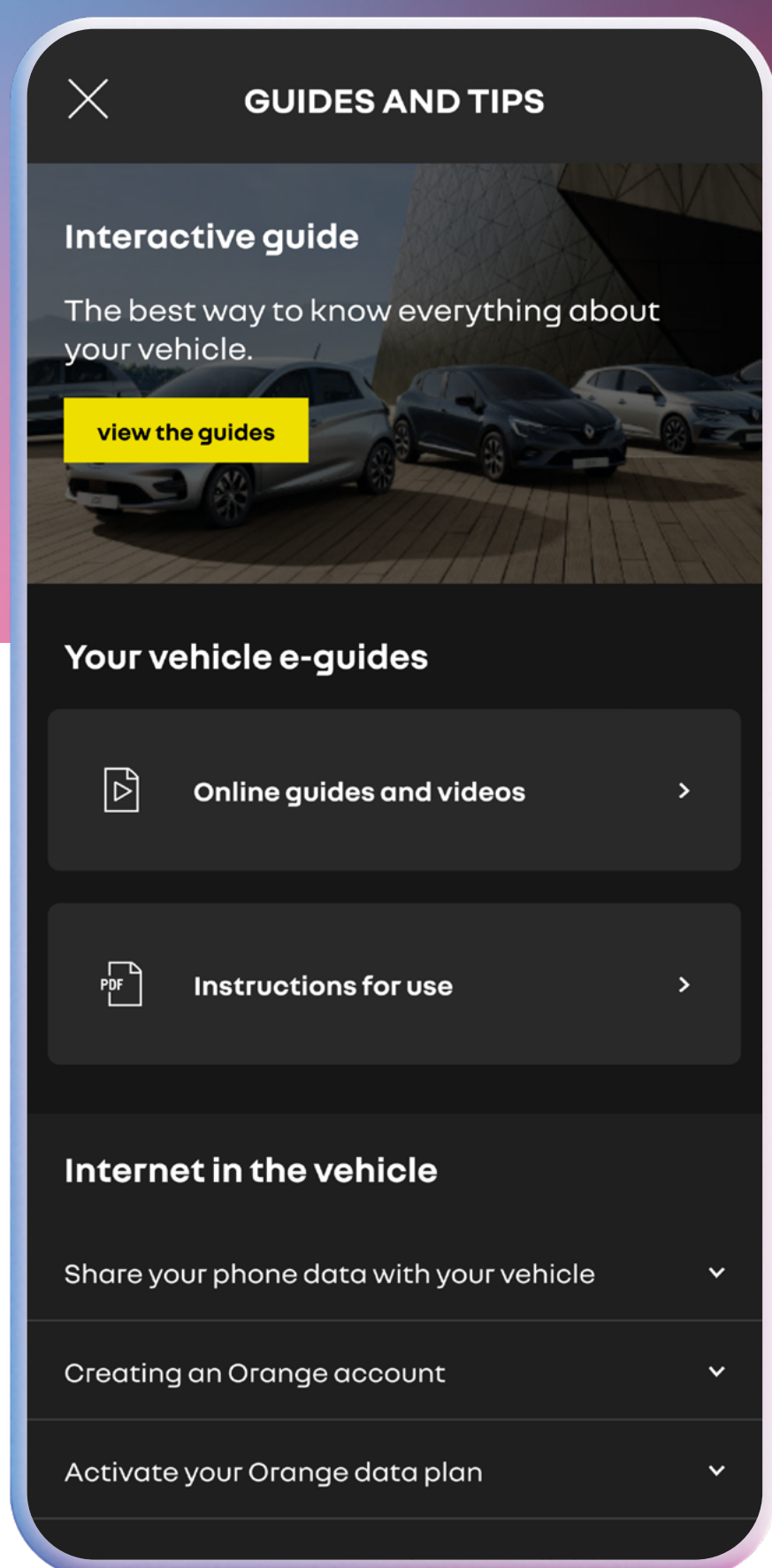
order your accessories from The Original Renault Store Accessories



get personalized offers

download the app

# 4 everything about your Renault in one place



consult all the contracts of your Renault



contact our experts



access to digital notice and video tutorials

download the app

# how to start enjoying your connected services

follow these 3 steps to get started

## #1

download the *My Renault* app

## #2

create your account or log in to  
an existing account

## #3

synchronize your car to your app

download the app

create your account

# My Renault app: the link between you, your Renault and your smartphone

to get the most out of your Renault,  
synchronize your My Renault app with  
your car through these simple steps

## my vehicle is equipped with openR link



first, make sure you have downloaded  
My Renault app on your smartphone,  
created your account, and that you have  
your credentials in hand

- 1** get into your car and make sure that you have network coverage and that you have closed the My Renault app on your smartphone
- 2** turn on the central screen of your car and accept data sharing with Renault
- 3** bring up the notifications by sliding your finger from the top to the bottom of the screen
- 4** click on your user profile and click on My Renault account
- 5** enter your My Renault login and password and click on connect
- 6** open your My Renault app on your smartphone. Your vehicle appears on the home page of your My Renault app and your vehicle data is visible

[watch video tutorial](#)

## my vehicle is equipped with easy link



first, make sure you have downloaded My  
Renault app on your smartphone, created  
your account, and that you have your  
credentials in hand

press "add my vehicle" and enter the car  
identification number (VIN) or license plate  
to register it

- 1** get into your car and make sure the engine is turned on and that you have a network coverage
- 2** in your My Renault phone app, press "synchronize My Renault". Make sure that data sharing has been accepted on your car multimedia screen. If it was not accepted, please follow the steps on the app
- 3** in your app, press "start" and "continue"
- 4** a 6-digit code will display on your car's screen
- 5** input this code in your My Renault phone app

[watch video tutorial](#)

**congratulations,  
thanks to My Renault app,  
you're now ready to get  
the most out of your vehicle!**



[find out more](#)

The Digital Key option is available subject to vehicle eligibility to the option and to user's smartphone compatibility (list available here: <https://www.renault.fr/renault-connect/compatibilite-telephone.html>) and after activation via the MyRenault account (see MyRenault general terms and conditions of use).